

# Millermatic® 255

MIG Power Source,  
Wire Feeder and Gun Package



## Quick Specs

### Industrial Applications

General fabricators  
Contract welding services  
Plant maintenance shops

### Processes

MIG (GMAW)  
Pulsed MIG (GMAW-P)  
Flux-cored (FCAW)

**Input Power** Auto-Line™ 208–240 V, single-phase

**Rated Output** 230 A at 25.5 V, 60% duty cycle

**Amperage Range** 20–350 A

**Net Weight** Machine only: 84 lb. (38 kg)  
Machine with running gear: 148 lb. (67 kg)

## Easy to Use. Versatility. Portability.

**THINK SIMPLY. WELD SMARTER.**

Built for professionals in the light manufacturing or fabrication segment who

want a smaller, versatile welder with intuitive setup to increase efficiencies and productivity. This 250-amp inverter welder is **easy to use** for faster uptime and performance. The **versatility** of this welder to be integrated on running gear, makes it very easy to move around a work cell or it can be quickly disconnected from the running gear enabling **portability**, making it easier to integrate into a work cell or work in confined spaces.

Machine only




Machine with running gear



Heavy-duty aluminum two-drive-roll system

## Easy to Use

**AUTO-SET™**



Quick and easy setup

## Versatility



MIG, pulsed MIG, push-pull and spool gun capabilities

## Portability



Easily integrates into a work cell

**TRUE BLUE**  
3YR. WARRANTY

ГАРАНТИЯ НА ОБОРУДОВАНИЕ 3 ГОДА



ОФИЦИАЛЬНЫЙ ДИСТРИБЬЮТОР  
MILLER ELECTRIC В РОССИЙСКОЙ ФЕДЕРАЦИИ

ПРОФЕССИОНАЛЬНЫЕ РЕШЕНИЯ  
для СВАРКИ И РЕЗКИ

ООО " ИТС-ИНЖИНИРИНГ"  
+7(495) 660 62 72

г. МОСКВА  
ул. КОПТЕВСКАЯ д. 73А стр 7



www.topweldcut.ru



# Millermatic® 255 Features and Benefits

## Easy to Use



Pulsed MIG setup screen

Connection screen for MIG process using C10 gas

**Easy-to-understand interface with 7-inch color LCD display** ensures proper machine setup and parameter selection, reducing setup time and increasing weld time.

- Quick-access backlit Auto-Set and Pulse buttons above the LCD display illuminate when active.
- Soft-key buttons below the display change function depending on which screen is displayed. Makes setup or change quick, easy and intuitive.
- Large text for easier readability.
- Intuitive connection setup images.
- Full troubleshooting descriptions versus help errors and look up codes.

**Auto-Set™ Elite** offers predefined weld settings to increase ease of use and ensure that the job is done right for operators of all skill levels.



- Available for MIG and pulsed MIG processes with the ability to fine-tune your settings.
- Set weld parameters by selecting wire and gas type, wire diameter and material thickness.

**Program mode** allows easy save and recall of favorite weld settings.

- Deliver more productivity by eliminating the need to manually set the parameters.
- Deliver consistent quality by welders of all skill levels by using prequalified weld settings.
- Minimize supervisor need to intervene.



**MDX™-250 MIG gun with AccuLock™ S consumable system** features a dual-locked, front-loading liner that optimizes wire feedability.

- Install AccuLock contact tips with a single turn.
- AccuLock liner locks at front and back of gun to align with contact tip and power pin for a flawless wire feed path.
- Durable, ergonomic handle with overmolding improves grip and comfort.
- Ball-and-socket handle with rear swivel for increased gun maneuverability while reducing welder fatigue.

**AccuLock™**



### Optional EZ-Select™ MIG gun

**MDX™-250 EZ-Select MIG gun** has four LEDs on the back of the gun handle to indicate which program is selected.

- Simply tap gun trigger to select the program. The number of lit LEDs on gun indicate the selected program.
- No more going back to machine to change weld settings.
- No more having to move to see settings when front panel of machine is obstructed.



# Millermatic® 255 Features and Benefits

## Versatility



**Capabilities** include MIG, pulsed MIG and flux-cored welding.

**Compatible with push-pull MIG guns.** Increases productivity by allowing the use of 12-inch wire spools versus a spool gun's 4-inch spools. Reduces downtime changing wire spools.

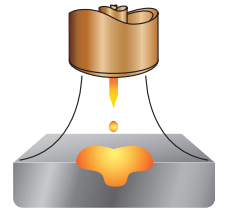
**Auto-Gun Detect™** automatically adjusts voltage, wire speed and timers for faster switching between MIG, push-pull and spool guns.



For portability and reliability Auto-Line™ allows for any single-phase input voltage hookup (208–240 V) with no manual linking, providing convenience in any job setting. Ideal solution for dirty or unreliable power.

**Pulsed MIG** welding delivers higher quality welds for ALL welders.

- Lower heat input for less distortion on thin materials and better puddle control on out-of-position welds.
- Less spatter minimizes post weld grinding and rework allowing more welding time.
- Perform welding applications that couldn't be done in the past.
- Ideal for MIG welding aluminum and stainless steel.



| Best For               | Standard Spray | Pulsed MIG | Short Circuit |
|------------------------|----------------|------------|---------------|
| Gap Filling            | D              | B          | A             |
| Low Heat Input         | D              | B          | A             |
| Out-of-Position Welds  |                | A          | B             |
| Low Spatter            | A              | A          | C             |
| Thick Metals           | A              | A          | D             |
| Thin Metals            |                | B          | A             |
| Increased Travel Speed | A              | A          | B             |
| Aluminum MIG Welding   | C              | A          | C             |

**HOT** **COLD**

**Ratings A, B, C, and D** are relative values. An "A" rating indicates a best fit between your performance needs and process. A "blank" rating indicates that the process is not recommended for that application.

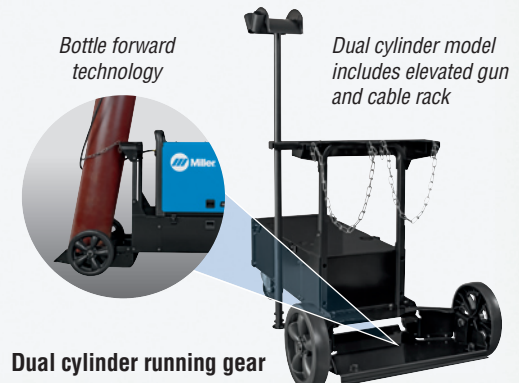
## Portability



**Weight** is reduced by more than 50 percent compared to the Millermatic 252.

### Optional EZ-Latch™ running gear

**EZ-Latch running gears** are available in single cylinder and dual cylinder models (included with package or can be ordered separately). Operators no longer need to lift machine AND running gear into the truck. Latches secure machine to running gear. Simply loosen the latch retaining knob and rotate latches to disengage machine from running gear for easy portability. Cylinder racks feature bottle forward technology for increased stability when moving along an incline and running gears have built-in storage for accessories. Dual cylinder model includes an elevated gun and cable rack to keep cables off the floor and tangle free.



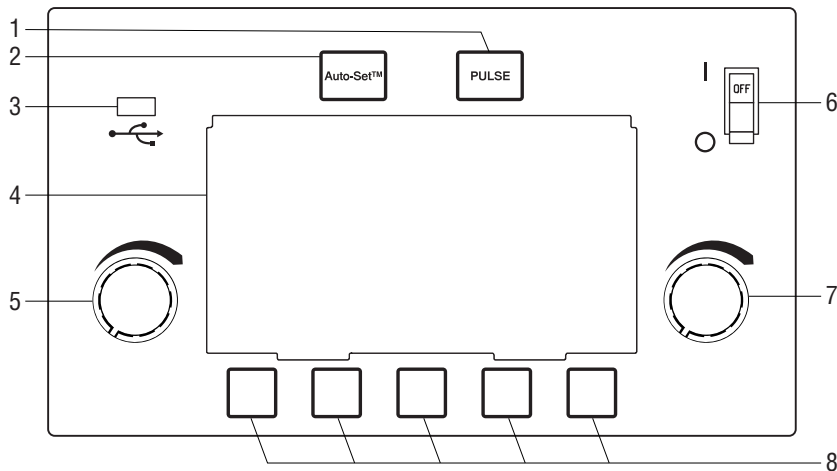
# Specifications (Subject to change without notice.)



| Welding Amperage Range | Rated Output                    | Amps Input at Rated Output, 50/60 Hz |       |     |     | Wire Feed Speed                 | Wire Type and Diameter  | Max. Open-Circuit Voltage | Dimensions  | Net Weight   |
|------------------------|---------------------------------|--------------------------------------|-------|-----|-----|---------------------------------|---|---------------------------|---|--|
|                        |                                 | 208 V                                | 240 V | KVA | KW  |                                 |   |                           |   |  |
| 20–350 A               | 230 A at 25.5 V, 60% duty cycle | 44.0                                 | 39.5  | 9.5 | 7.2 | 50–800 ipm<br>(1.3–20.3 m/min.) | Solid/stainless steel:<br>.023–.045 in.<br>(0.6–1.2 mm)<br>Flux-cored:<br>.030–.045 in.<br>(0.8–1.2 mm)<br>Aluminum:<br>.035–.047 in.<br>(0.9–1.2 mm) | 87 VDC                    | <b>Machine only</b><br>H: 19.24 in. (489 mm)<br>W: 13.75 in. (349 mm)<br>D: 24.25 in. (616 mm)<br><b>Machine with running gear</b><br>H: 32 in. (813 mm)<br>W: 13.75 in. (349 mm)<br>D: 45 in. (1,143 mm) | <b>Machine only</b><br>84 lb. (38 kg)<br><b>Machine with running gear</b><br>148 lb. (67 kg) |

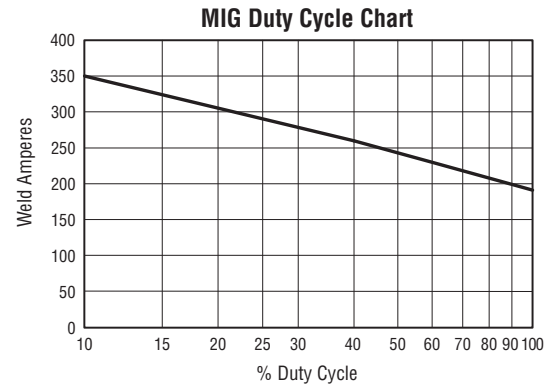
Certified by Canadian Standards Association to both the Canadian and U.S. Standards.

## Control Panel



1. Pulse Button
2. Auto-Set Button
3. USB Port
4. Color LCD Display
5. Left Adjustment Knob  
*(Adjusts voltage, arc length or parameter values depending on mode.)*
6. Power Switch
7. Right Adjustment Knob  
*(Adjusts wire feed speed or parameter values depending on mode.)*
8. Soft Keys  
*(Multiple functions depending on screen displayed.)*

## Performance Data



## Miller<sup>®</sup> 255 Packages



**907734**  
Machine only

### Comes complete with:

- Power source with 10 ft. (3 m) industrial power cord
- 15 ft. (4.5 m) 250-amp MDX™-250 MIG gun with Bernard® AccuLock™ S consumables for .035/.045 in. (0.9/1.2 mm) wire
- 10 ft. (3 m) work cable with clamp and 50 mm Dinse-style connector
- Flow gauge regulator and gas hose for argon or AR/CO<sub>2</sub> mix
- .035/.045 in. (0.9/1.2 mm) reversible drive rolls
- Extra contact tips
- Material thickness gauge



**951766**  
Machine with  
running gear  
package

### Comes complete with:

- Power source with 10 ft. (3 m) industrial power cord
- 15 ft. (4.5 m) 250-amp MDX™-250 MIG gun with Bernard® AccuLock™ S consumables for .035/.045 in. (0.9/1.2 mm) wire
- 10 ft. (3 m) work cable with clamp and 50 mm Dinse-style connector
- Flow gauge regulator and gas hose for argon or AR/CO<sub>2</sub> mix
- .035/.045 in. (0.9/1.2 mm) reversible drive rolls
- Extra contact tips
- Material thickness gauge
- EZ-Latch™ single cylinder running gear
- Chain to secure gas cylinder



**EZ-Latch™ Single Cylinder Running Gear 301449**

Running gear with a single cylinder rack and storage compartment. Latches secure machine to cart. Simply rotate latches to disengage machine from cart for easy portability.

**EZ-Latch™ Dual Cylinder Running Gear 951769**

Similar to above, but with a dual cylinder rack which allows operator to easily store two gas cylinders. Includes elevated gun and cable rack (shown below) to keep cables off the floor and tangle free.



**EZ-Latch™ Dual Cylinder Rack with Elevated Gun and Cable Rack 301481**

Converts an EZ-Latch single cylinder running gear into a dual cylinder rack to easily store two gas cylinders. Gun and cable rack keeps cables off the floor and tangle free. (Included with EZ-Latch dual cylinder running gear.)



**Protective Cover 301521**  
Features side pocket.

**Argon/Mixed Gas Regulator and Gas Hose 195050**

## MIG Gun

**MDX™-250 MIG Gun with AccuLock™ S Consumables**

- 1770041** 10 ft. (3 m)
- 1770042** 12 ft. (3.7 m)
- 1770043** 15 ft. (4.6 m), standard Industrial 250-amp MIG gun with consumables for .035/.045 in. (0.9/1.2 mm) wire.

**MDX™-250 EZ-Select™ MIG Gun**

- 1770046** 15 ft. (4.6 m)
- Similar to above, but with four LEDs on gun handle to indicate which machine program is selected. Tap trigger to select program. Allows operator to know which program is being used without going back to machine.

**MDX™-250 MIG Gun with AccuLock™ MDX Consumables**

- 1770035** 10 ft. (3 m)
  - 1770036** 12 ft. (3.7 m)
  - 1770037** 15 ft. (4.6 m)
- Industrial 250-amp MIG gun with consumables for .030/.035 in. (0.8/0.9 mm) wire.

## Spool Guns



**Spoolmatic® 15A Spool Gun 195156**  
**Spoolmatic® 30A Spool Gun 130831**

Ideal for aluminum welding jobs. Air-cooled, one-pound spool gun with 15-foot (4.6 m) or 30-foot (9.1 m) cable assembly. Rated at 200 amps at 100 percent duty cycle. For detailed information, see Spoolmatic literature M/1.73.



**Spoolmate™ 200 Spool Gun 300497**

Reliable and economical spool gun perfect for hobbyists and light fabricators who weld aluminum. Handles .030–.035 inch (0.8–0.9 mm) aluminum wires and .023–.035 inch (0.6–0.9 mm) steel/stainless steel wires. Rated at 160 amps, 60 percent duty cycle with 20-foot cable assembly. For detailed information, see Spoolmate literature M/1.47.

**Optional Spoolmate™ 200 Head Tubes**

- 300591** 45-degree head tube
- 300592** 9-inch extension head tube
- 243385** 5-inch head tube

## Push-Pull Guns



**XR-Aluma-Pro™ Push-Pull Gun**

- 301568** 15 ft. (4.6 m)
  - 301569** 25 ft. (7.6 m)
- Air-cooled gooseneck-style gun for .030–.047 inch (0.8–1.2 mm) aluminum. Rated at 300 amps at 100 percent duty cycle.



**XR-Aluma-Pro™ Lite Push-Pull Gun**

- 300948** 25 ft. (7.6 m)
- Air-cooled gooseneck-style gun for .030–.047 inch (0.8–1.2 mm) aluminum. Rated at 175 amps at 60 percent duty cycle.

**U-Grooved Aluminum Drive Roll and Accessory Kits for XR-Aluma-Pro Push-Pull Guns**

- 195311** .035 in. (0.9 mm)
  - 195313** .047 in. (1.2 mm)
- Kits include Millermatic U-grooved drive rolls, nylon wire guides and contact tips.

# Consumables

## For MDX™-250 MIG Guns

**Standard Bernard® AccuLock™ S Consumables**  
Consumables for increased durability and longer life when guns are used in industrial applications.

### Contact Tips (10 per package)

|                 |                   |
|-----------------|-------------------|
| <b>T-A023CH</b> | .023 in. (0.6 mm) |
| <b>T-A030CH</b> | .030 in. (0.8 mm) |
| <b>T-A035CH</b> | .035 in. (0.9 mm) |
| <b>T-A039CH</b> | .039 in. (1.0 mm) |
| <b>T-A045CH</b> | .045 in. (1.2 mm) |

### Nozzles

|                 |                                     |
|-----------------|-------------------------------------|
| <b>N-A5800C</b> | Copper, 5/8 in. ID, flush, standard |
| <b>N-A5818C</b> | Copper, 5/8 in. ID, 1/8 in. recess  |
| <b>N-A5814C</b> | Copper, 5/8 in. ID, 1/4 in. recess  |

### Diffuser **D-MA250**

## Monocoil Replacement Liners

### 10 ft. Liner

|                |                            |
|----------------|----------------------------|
| <b>LM1A-10</b> | .023/.025 in. (0.6 mm)     |
| <b>LM2A-10</b> | .030/.035 in. (0.8/0.9 mm) |
| <b>LM3A-10</b> | .035/.045 in. (0.9/1.2 mm) |

### 12 ft. Liner

|                |                            |
|----------------|----------------------------|
| <b>LM1A-12</b> | .023/.025 in. (0.6 mm)     |
| <b>LM2A-12</b> | .030/.035 in. (0.8/0.9 mm) |
| <b>LM3A-12</b> | .035/.045 in. (0.9/1.2 mm) |

### 15 ft. Liner

|                |                            |
|----------------|----------------------------|
| <b>LM1A-15</b> | .023/.025 in. (0.6 mm)     |
| <b>LM2A-15</b> | .030/.035 in. (0.8/0.9 mm) |
| <b>LM3A-15</b> | .035/.045 in. (0.9/1.2 mm) |

**Optional Miller® AccuLock™ MDX Consumables**  
Smaller consumables and components to access hard-to-reach weldments.

### Contact Tips (10 per package)

|               |                   |
|---------------|-------------------|
| <b>T-M023</b> | .023 in. (0.6 mm) |
| <b>T-M030</b> | .030 in. (0.8 mm) |
| <b>T-M035</b> | .035 in. (0.9 mm) |
| <b>T-M045</b> | .045 in. (1.2 mm) |
| <b>T-M047</b> | 3/64 in. (1.2 mm) |

### Nozzles

|                 |                                      |
|-----------------|--------------------------------------|
| <b>N-M1200C</b> | Copper, 1/2 in. ID, flush, standard  |
| <b>N-M1218C</b> | Copper, 1/2 in. ID, 1/8 in. recess   |
| <b>N-M5800C</b> | Copper, 5/8 in. ID, flush            |
| <b>N-M5818C</b> | Copper, 5/8 in. ID, 1/8 in. recess   |
| <b>N-M58XTC</b> | Copper, 5/8 in. ID, 1/8 in. stickout |

### Diffuser **D-M250**

*Note: Miller® FasTip™, M-Series and Bernard Centerfire™ diffusers and consumables are NOT compatible with MDX Series guns.*

## For Spoolmatic® Spool Guns and XR™ Push-Pull Guns

### For Aluminum Wire

#### FasTip™ Contact Tips (25 per package)

|               |                               |
|---------------|-------------------------------|
| <b>206186</b> | Heavy-duty, .030 in. (0.8 mm) |
| <b>206187</b> | Heavy-duty, .035 in. (0.9 mm) |
| <b>206188</b> | Heavy-duty, .040 in. (1.0 mm) |
| <b>206189</b> | Heavy-duty, 3/64 in. (1.2 mm) |
| <b>206191</b> | Heavy-duty, 1/16 in. (1.6 mm) |
| <b>209026</b> | Tapered, .030 in. (0.8 mm)    |
| <b>209027</b> | Tapered, .035 in. (0.9 mm)    |
| <b>209029</b> | Tapered, 3/64 in. (1.2 mm)    |
| <b>206030</b> | Tapered, 1/16 in. (1.6 mm)    |

#### Screw-On Nozzles

|               |   |
|---------------|---|
| <b>199610</b> | Brass, 1/2 in. orifice, tapered           |
| <b>199611</b> | Brass, 3/4 in. orifice, straight          |
| <b>199612</b> | Brass, 3/4 in. orifice, straight HD       |
| <b>199613</b> | Brass, 5/8 in. orifice, tapered           |
| <b>199614</b> | Brass, 5/8 in. orifice, tapered HD        |
| <b>209035</b> | Copper, 3/8 in. orifice, tapered          |
| <b>199615</b> | Copper, 1/2 in. orifice, tapered          |
| <b>209036</b> | Copper, 1/2 in. orifice, tapered HD       |
| <b>198855</b> | Copper, 5/8 in. orifice, tapered          |
| <b>199618</b> | Copper, 5/8 in. orifice, tapered HD       |
| <b>207313</b> | Copper, 5/8 in. orifice, tapered 15/16 OD |
| <b>199616</b> | Copper, 3/4 in. orifice, straight         |
| <b>199617</b> | Copper, 3/4 in. orifice, straight HD      |

#### Bernard® Centerfire™ “T” Series Contact Tips

|                |                   |
|----------------|-------------------|
| <b>T-035AL</b> | .035 in. (0.9 mm) |
| <b>T-047AL</b> | .047 in. (1.2 mm) |
| <b>T-062AL</b> | 1/16 in. (1.6 mm) |

#### Bernard® Centerfire™ Small Nozzles

|                  |  |
|------------------|--|
| <b>NST-3818B</b> | Brass, 3/8 in. ID, 1/8 in. tip recess  |
| <b>NS-1218B</b>  | Brass, 1/2 in. ID, 1/8 in. tip recess  |
| <b>NS-1200B</b>  | Brass, 1/2 in. ID, flush tip           |
| <b>NS-5818B</b>  | Brass, 5/8 in. ID, 1/8 in. tip recess  |
| <b>NS-1218C</b>  | Copper, 1/2 in. ID, 1/8 in. tip recess |

## For Spoolmate™ 200 Spool Gun

*Note: Spoolmate 200 spool gun ships with (2) .030 in. and (2) .035 in. contact tips and (1) nozzle.*

### For Standard Heavy-Duty Head Tube

#### Contact Tips (5 per package)

|               |                   |
|---------------|-------------------|
| <b>199387</b> | .030 in. (0.8 mm) |
| <b>199388</b> | .035 in. (0.9 mm) |

#### Nozzle **050622**

### For Optional Head Tubes

*Note: The same consumables are used on 45-degree, 5-inch, and 9-inch extension head tubes.*

#### Contact Tips (5 per package)

|               |   |
|---------------|---|
| <b>199730</b> | .024 in. (0.6 mm)<br>(requires V-knurled drive roll <b>136135</b> ) |
| <b>186419</b> | .030 in. (0.8 mm)   |
| <b>186406</b> | .035 in. (0.9 mm)   |

#### Nozzle **186405**

## For Millermatic® 255

*Note: Machine drive roll kits include two drive rolls and an inlet guide.*

### V-Grooved Drive Roll Kits (solid wire)

|               |  |
|---------------|--|
| <b>204579</b> | .030 and .035 in. (0.8 and 0.9 mm)<br>combination (reversible) |
| <b>087131</b> | .024 in. (0.6 mm)  |
| <b>079594</b> | .030 in. (0.8 mm)  |
| <b>079595</b> | .035 in. (0.9 mm)  |
| <b>079596</b> | .045 in. (1.2 mm)  |

### V-Knurled Drive Roll Kits

(flux-cored or difficult-to-feed wire)

|               |                   |
|---------------|-------------------|
| <b>079606</b> | .035 in. (0.9 mm) |
| <b>079607</b> | .045 in. (1.2 mm) |
| <b>079608</b> | .052 in. (1.3 mm) |

### U-Grooved Drive Roll Kits (aluminum wire)

|               |                   |
|---------------|-------------------|
| <b>044749</b> | .035 in. (0.9 mm) |
| <b>079599</b> | .047 in. (1.2 mm) |

## Ordering Information

| Power Source and Options                                      | Stock No.      | Description  | Qty. | Price |
|---|----------------|--|------|-------|
| <b>Millermatic® 255</b>                                       | <b>907734</b>  | Auto-Line™ 208–240 V, 50/60 Hz   |      |       |
| <b>Millermatic® 255</b> with Running Gear                     | <b>951766</b>  | Auto-Line™ 208–240 V, 50/60 Hz with single cylinder running gear   |      |       |
| <b>Accessories</b>  |                |  |      |       |
| EZ-Latch™ Single Cylinder Running Gear                        | <b>301449</b>  | Running gear with single cylinder rack   |      |       |
| EZ-Latch™ Dual Cylinder Running Gear                          | <b>951769</b>  | Running gear with dual cylinder rack and elevated gun and cable rack   |      |       |
| EZ-Latch™ Dual Cylinder Rack with Elevated Gun and Cable Rack | <b>301481</b>  | Upgrade single cylinder rack to dual<br>(included with EZ-Latch dual cylinder running gear)                                  |      |       |
| Protective Cover  | <b>301521</b>  | Features side pocket   |      |       |
| Argon/Mixed Gas Regulator and Gas Hose                        | <b>195050</b>  |  |      |       |
| <b>Guns</b>   |                |  |      |       |
| MDX™-250 MIG Gun with AccuLock™ S Consumables                 | <b>1770041</b> | 10 ft. (3 m), 250 A, .035/.045 in. (0.9/1.2 mm) wire   |      |       |
|   | <b>1770042</b> | 12 ft. (3.7 m), 250 A, .035/.045 in. (0.9/1.2 mm) wire   |      |       |
|   | <b>1770043</b> | 15 ft. (4.6 m), 250 A, .035/.045 in. (0.9/1.2 mm) wire   |      |       |
| MDX™-250 EZ-Select™ MIG Gun with AccuLock™ S Consumables      | <b>1770046</b> | 15 ft. (4.6 m), 250 A, .035/.045 in. (0.9/1.2 mm) wire   |      |       |
| MDX™-250 MIG Gun with AccuLock™ MDX Consumables               | <b>1770035</b> | 10 ft. (3 m), 250 A, .030/.035 in. (0.8/0.9 mm) wire   |      |       |
|   | <b>1770036</b> | 12 ft. (3.7 m), 250 A, .030/.035 in. (0.8/0.9 mm) wire   |      |       |
|   | <b>1770037</b> | 15 ft. (4.6 m), 250 A, .030/.035 in. (0.8/0.9 mm) wire   |      |       |
| Spoolmatic® 15A Spool Gun                                     | <b>195156</b>  | 15 ft. (4.6 m), 200 A, .030–.047 in. (0.8–1.2 mm) for aluminum wire  |      |       |
| Spoolmatic® 30A Spool Gun                                     | <b>130831</b>  | 30 ft. (9 m), 200 A, .030–.047 in. (0.8–1.2 mm) for aluminum wire  |      |       |
| Spoolmate™ 200 Spool Gun                                      | <b>300497</b>  | 20 ft. (6 m), 160 A, .030–.035 in. (0.8–0.9 mm) for aluminum wire, .023–.035 in. (0.6–0.9 mm) for steel/stainless steel wire |      |       |
| Optional Spoolmate™ 200 Head Tubes                            |                | See page 6   |      |       |
| XR-Aluma-Pro™ Gun (air-cooled)                                | <b>301568</b>  | 15 ft. (4.6 m), 300 A, .030–.047 in. (0.8–1.2 mm) for aluminum wire  |      |       |
|   | <b>301569</b>  | 25 ft. (7.6 m), 300 A, .030–.047 in. (0.8–1.2 mm) for aluminum wire  |      |       |
| XR-Aluma-Pro™ Lite Gun (air-cooled)                           | <b>300948</b>  | 25 ft. (7.6 m), 175 A, .030–.047 in. (0.8–1.2 mm) for aluminum wire  |      |       |
| <b>Consumables</b>  |                |  |      |       |
| Contact Tips  |                | See page 7   |      |       |
| Replacement Liners  |                | See page 7   |      |       |
| Nozzles   |                | See page 7   |      |       |
| Drive Rolls   |                | See page 6 for gun drive rolls and page 7 for machine drive rolls  |      |       |

MILLER рекомендует

*Елга*

сварочные материалы



**ОФИЦИАЛЬНЫЙ ДИСТРИБЬЮТОР  
MILLER ELECTRIC В РОССИЙСКОЙ ФЕДЕРАЦИИ**

**ПРОФЕССИОНАЛЬНЫЕ РЕШЕНИЯ  
ДЛЯ СВАРКИ И РЕЗКИ**

**ООО "ИТС-ИНЖИНИРИНГ"**  
+7 (495) 660 62 72

**г. МОСКВА  
ул. КОПТЕВСКАЯ д. 73А стр 7**



[www.topweldcut.ru](http://www.topweldcut.ru)

